

Various Tables and Charts
relating to the TEERA 2021 Accounts

taken from the accounts and
associated AERASpace records
prior to audit

Roger Nichols
TEERA Accounts

TEERA Inc - FINANCIAL SUMMARY END 2021

Assets

Current

Bank Accounts - 'cheque' \$17,711

Term Deposit \$100,666

Total Current \$118,377

Fixed

Equipment \$13,139

Total Assets \$131,516

Liabilities

\$0

NET ASSETS **\$131,516**

INCOME AND EXPENDITURE 2021

| Income | | Expenditure | |
|---|---------------|---------------------------------|----------------|
| Membership & Insurance | 18,817 | AERA Affiliation | 10,403 |
| Ride Returns | 13,085 | AERA Insurance | 10,694 |
| Registration/Logbooks etc | 3,403 | AERA Supplies | 925 |
| | | Swabs | 1,449 |
| Bib Sales | 730 | Clothing Bibs | 1,124 |
| | | Trophies | 5,357 |
| Dinner | 2,647 | Dinner | 3,147 |
| Merchandise | - | Venue Hire | 125 |
| Fundraisers | - | Ride Reimburse | 200 |
| Transfers | - | Sponsor-ship | 1,757 |
| Disposals | 10 | Donations | 720 |
| Donations | - | Office Expense | 1,315 |
| Loan Repay | 456 | Website | 509 |
| Interest | 28 | Bank Charges | - |
| Exc. reinvested Term Dep Interest \$333 | | Prof. Services | 968 |
| | | Govt Charges | 420 |
| | | Travel Exp.Reimb. | 339 |
| | | Equipment | 2,772 |
| | | Insurance | 1,296 |
| | | AERA Meetings | - |
| | | Adjustments | - |
| | | Sundry | 190 |
| Total Income | 39,175 | Total Expenditure (Cash) | 43,709 |
| Cash Deficit from Activities | | | - 4,534 |
| Non-cash Adjustments - Depreciation | | | - 4,349 |
| | | Total Deficit | - 8,883 |

SUMMARY INCOME AND EXPENDITURE

| | INCOME | EXPENSE |
|---|---------------|-----------------|
| Membership, Insurance & Ride Returns after AERA charges | 14,208 | |
| Sundry income - interest, disposals | 38 | |
| Annual Dinner & Awards after ticket sales | | - 5,982 |
| Administration (Office, Website, Insurance, Govt., | | - 4,847 |
| Clothing and Bibs after sales | | - 394 |
| Sponsorship, Ride reimburse, Donations | | - 2,677 |
| Swabs | | - 1,449 |
| Equipment | | - 2,772 |
| <hr/> | | |
| TOTAL | 14,246 | - 18,120 |

NET **-3,874**

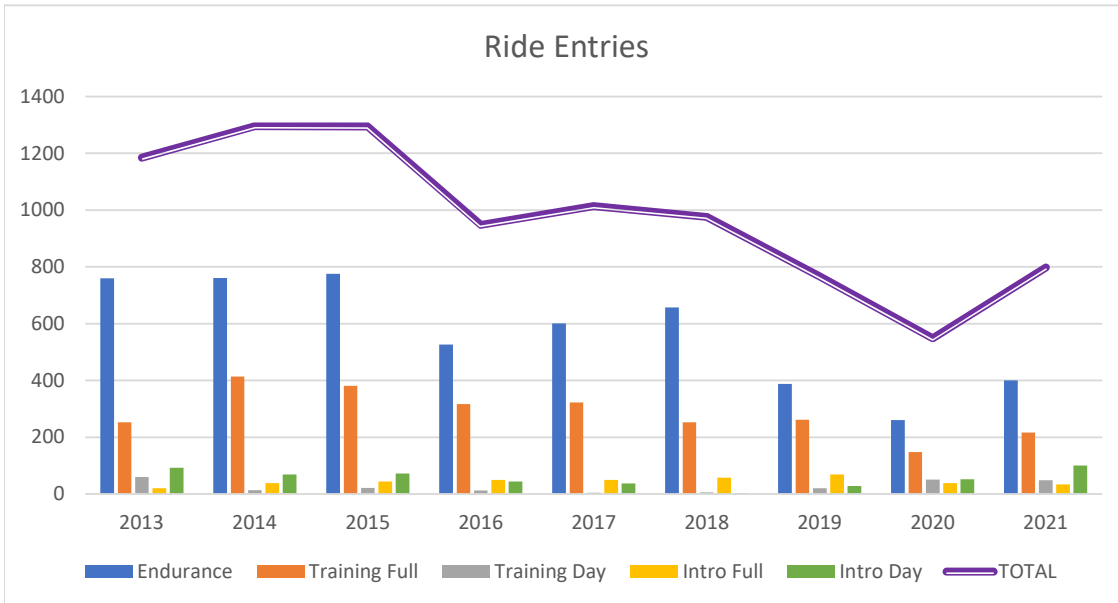
OTHER INCOME

| | |
|--|-----|
| Loan repayment from loan made previous year | 456 |
| Interest from Term Deposit 2021 | 333 |

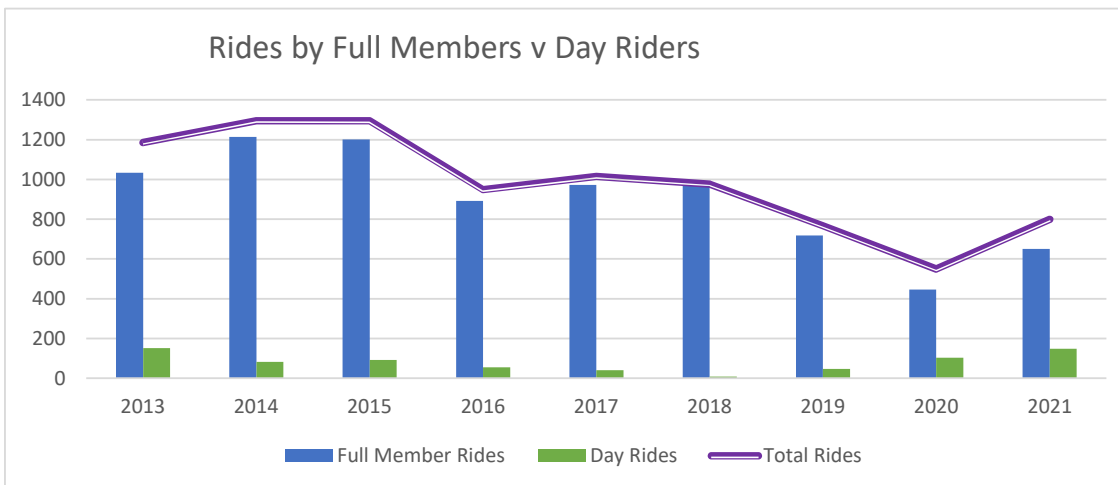
INCOME SOURCES

RIDE ENTRIES (from AERASpace Entry Statistics)

| | 2013 | 2014 | 2015 | 2016 | 2017 | 2018 | 2019 | 2020 | 2021 |
|---------------|-------------|-------------|-------------|------------|-------------|------------|------------|------------|------------|
| Endurance | 760 | 761 | 776 | 526 | 601 | 657 | 388 | 260 | 400 |
| Training Full | 253 | 414 | 381 | 317 | 322 | 253 | 261 | 148 | 216 |
| Training Day | 60 | 13 | 21 | 12 | 4 | 6 | 20 | 51 | 48 |
| Intro Full | 20 | 38 | 44 | 49 | 50 | 57 | 69 | 38 | 34 |
| Intro Day | 92 | 69 | 72 | 44 | 37 | 3 | 28 | 52 | 100 |
| TOTAL | 1185 | 1295 | 1294 | 948 | 1014 | 976 | 766 | 549 | 798 |

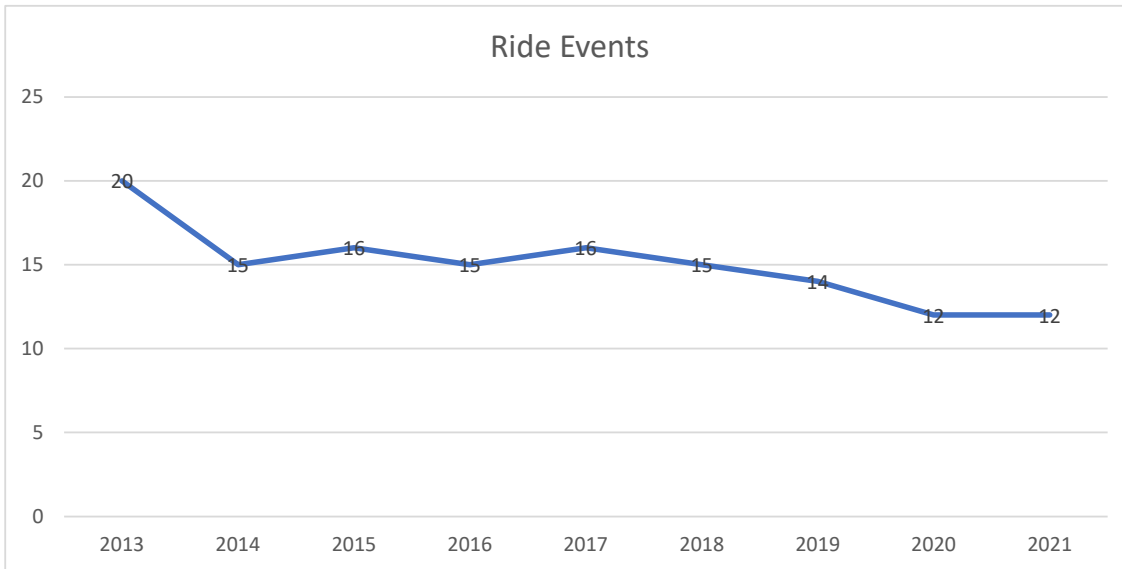


| | 2013 | 2014 | 2015 | 2016 | 2017 | 2018 | 2019 | 2020 | 2021 |
|--------------------|-------------|-------------|-------------|------------|-------------|------------|------------|------------|------------|
| Full Member Rides | 1033 | 1213 | 1201 | 892 | 973 | 967 | 718 | 446 | 650 |
| Day Rides | 152 | 82 | 93 | 56 | 41 | 9 | 48 | 103 | 148 |
| Total Rides | 1185 | 1295 | 1294 | 948 | 1014 | 976 | 766 | 549 | 798 |



RIDES (from website Events pages)

| | 2013 | 2014 | 2015 | 2016 | 2017 | 2018 | 2019 | 2020 | 2021 |
|--|------|------|------|------|------|------|------|------|------|
| | 20 | 15 | 16 | 15 | 16 | 15 | 14 | 12 | 12 |



MEMBERSHIPS (from AERASpace)

| | 2013 | 2014 | 2015 | 2016 | 2017 | 2018 | 2019 | 2020 | 2021 |
|---------------|------------|------------|------------|------------|------------|------------|------------|------------|------------|
| Associate | 6 | 4 | 1 | 1 | 5 | 1 | 3 | 2 | 3 |
| Honorary Life | 1 | | | 7 | 3 | 1 | 4 | 5 | 5 |
| Intermediate | | | | | | | 2 | 4 | 3 |
| Junior | 29 | 44 | 51 | 39 | 40 | 36 | 32 | 22 | 23 |
| Newsletter | 7 | 4 | 7 | 1 | | | | | |
| Ordinary | 182 | 205 | 207 | 175 | 174 | 191 | 142 | 101 | 102 |
| TOTAL | 225 | 257 | 266 | 223 | 222 | 229 | 183 | 134 | 136 |

